

HIKING WHEELCHAIRS ON TRAILS



Project: Forest and Coastal hiking trails' accessibility improvement for different social groups

EE-LV00013 – Accessible Hiking Trails

Interreg



Co-funded by
the European Union

Estonia – Latvia




RIGA
PLANNING
REGION

PARTNER: RIGA PLANNING REGION

Pilot actions of the accessibility solutions in the improved sites:

Investment 3.4 - purchase of 2 specially designed outdoor wheelchairs in Carnikava, Ādaži municipality, suitable for all trail surfaces



Budget – 19 000 EUR

PLANNING THE INVESTMENT

- March 2024
 - study trip to Carnikava:
 - with Ādaži municipality tourism specialists,
 - accessibility experts from Apeirons,
 - Nature protection board.
- May 2024
 - consultations with Apeirons about suitable models of the wheelchairs
- Aug - Nov 2024
 - procurement process of the wheelchairs
- January 2025
 - wheelchairs delivered
- Jan - Apr 2025
 - legal arrangements with municipality
- May 2025
 - testing hike with target group representatives

LEGAL ARRANGEMENTS OF THE INVESTMENT

Owner of the equipment - Riga planning region.

- cooperation agreement with Ādaži municipality;
- legal decision of the Development committee of Riga planning Region about transfer of the equipment to Ādaži municipality free of charge;
- gratuitous use agreement of the equipment with the Ādaži municipality;
- municipality responsible for working out standard agreement and terms and conditions for users, internal procedures for maintenance and further use of the equipment;
- after the end of the project ownership will be transferred to municipality.

March 2024 – study trip to Carnikava (RPR, Nature protection board, Apeirons, Ādaži Municipality)



SELECTION CRITERIA



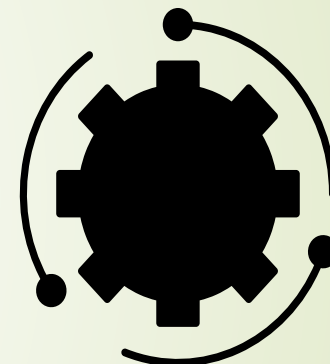
Target group
coverage



Geographical
distribution of
attractions &
services



Scenic routes and
their distances



Simplicity in use
& storage

SELECTION RESULTS



Van Raam Velo Plus
(produced in Netherlands)



Joëlette Finisher
(produced in France)

Wheelchair solution

Nr.1 – VAN RAM VELO PLUS BIKE



- Wheelchair transport bike is designed for transporting people, who can remain seated in their own wheelchair, by cycle.
- The passenger is not required to be transferred between the wheelchair and the cycle.
- VeloPlus lets the co-rider to be wheeled on to the plateau of the cycle easily without having to be lifted. The tilted ramp makes it easy to roll the wheelchair on to the wheel-chair bike and fasten it properly with the wheelchair lock.

Wheelchair solution

Nr.1 – VAN RAM VELO PLUS BIKE



Key features:

- Stable & Comfortable Ride
- Accommodates almost any wheelchair
- Effortless Boarding
- Comfortable
- Safe
- Good contact with passenger
- Effortless peddaling - electric battery

Wheelchair solution

Nr.1 – VAN RAM VELO PLUS BIKE



Specification:

- Weight: 64 kg
- Max. weight of the driver: 110 kg
- Max. weight of the passenger (incl. wheelchair): 140 kg
- Length: 253 cm
- With: 110 cm

Wheelchair solution

Nr.1 – VAN RAM VELO PLUS BIKE



A few cons:

- Quite heavy;
- Requires an assistant to drive it;
- Does not fold and requires a large storage space;
- High price (11 095 EUR).

Wheelchair solution

Nr.2 - Joelette Finisher

Specification:

- Passive wheelchair;
- Weights – 19 kg;
- The Joëlette Finisher can support weights of 100 kilos in seat size 48cm and 80kg in seat size 42cm;
- price EUR 5213.89 (48cm);
- <https://www.joeletteandco.com>



Wheelchair solution

Nr.2 - Joelette Finisher



- Suitable also for seniors;
- Suitable for different paths and surfaces – good for hiking in woods
- Simple to assemble
- Reduced effort
- Compact for storage
- Lightweight



Target group
coverage

- Selection maximizes mobility
- Great for families or groups
where one member of family is with physical disability or
a sedentary elderly - too frail to walk/cycle long
distances
- Increases choice
different types of wheelchairs will be able
to better cater to various needs



GEOGRAPHICAL DISTRIBUTION

Relatively
large distance between clusters
of tourism attractions and services



Accommodation



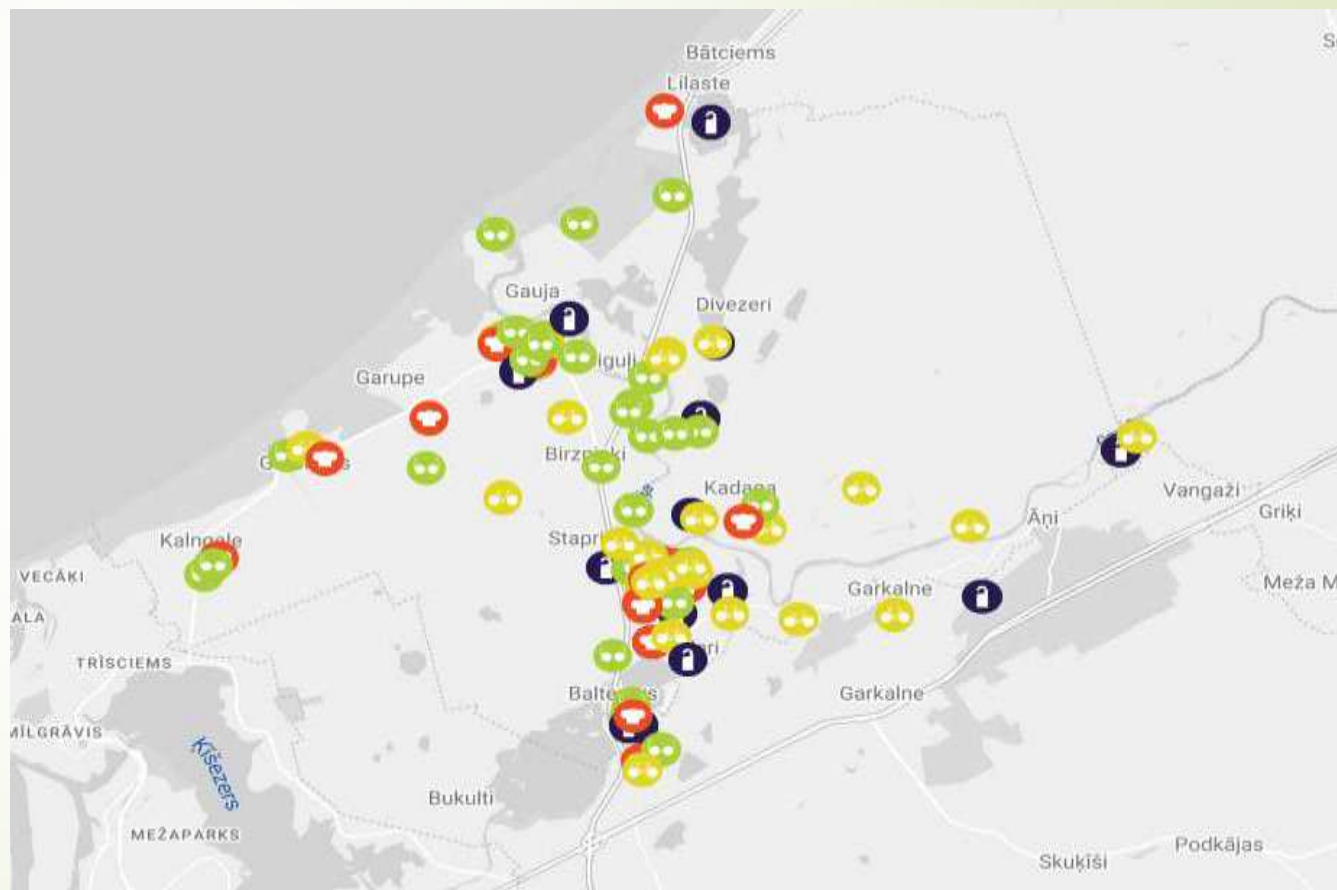
Eatery



Leisure activity



Sightseeing



turisms.adazi.lv/karte

Wheelchair solution

COMBINATION OF BOTH FOR CARNIKAVA



- Meets the needs of various target groups – people in wheelchairs and without
- Each model gives a possibility to access different areas of Carnikava recreation areas for more activities and sightseeing
- None of the models are currently in use in Latvia

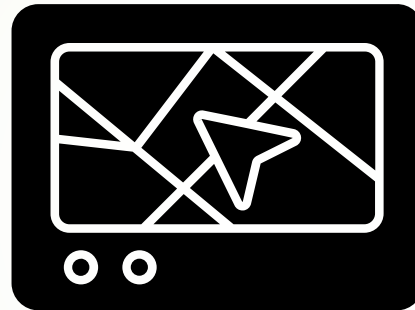
CHALLENGES AND SOLUTIONS

CHALLENGE:
Security / Safety



Intentional damage or theft
Risk of getting lost

SOLUTION:



GPS tracker

Insurance

Psychological deterrence

Ability to assist, if user lost

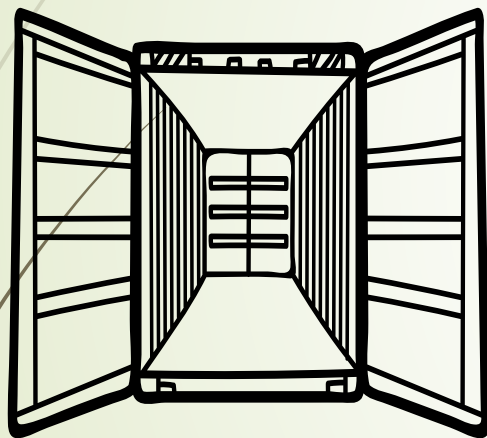
Easier ability to track
& recover, if device is stolen

Spatial analysis for us -
proof of concept

Need SIM card and
internet coverage –
monthly costs

CHALLENGES AND SOLUTIONS

CHALLENGE:
Storage



Adequate storage
space in safe premises

SOLUTION:



Construction of a storage unit
inside the shed of the Local
History Center



CHALLENGES AND SOLUTIONS

CHALLENGE

Staff



SOLUTION:

Existing staff of
Carnikava Local
history centre – 3
persons, with support
from tourism
information centre
staff – 2 persons


- initial training provided by the company who delivered wheelchairs
- need to finalise the operating procedures – to have clear guidelines for the service provision

Further CHALLENGES



Area of service

Geographical limit for
users of the service



Terms and conditions for users

Easy for clients, but in
line with legal
requirements and safety
norms

TESTING HIKE



TESTING HIKE





VIDEO



CONCLUSIONS AFTER TESTING

- Both wheelchairs are of high quality and provide excellent possibilities for people with disabilities to have new experiences;
- All target group members were excited after the test hike and were eager to come again and do more;
- Staff needs to be fully aware of all features of the equipment, how to adjust it to each user – head and foot rests, handlebar height etc;

CONCLUSIONS AFTER TESTING

- suggestions for routes – possibly a copy of printed map taking into account the paths surfaces and possibilities of each wheelchair;
- need to prepare information on how to get to the starting point by public transport;
- instructions for users – like check weather conditions before coming, suggested list of things to bring along – water, sun protection etc.
- need to think what accessories might be needed – tyre pump, lock chain, high visibility vest.

With all surface wheelchairs
making memories, having an
adventure and exploring the
outdoors is possible for
everyone!



THANK YOU!

Laura.bite@rpr.gov.lv